

# Creating a Concrete/Shape Poem

## Creating Concrete Poems

Creating Concrete Poems In Notebook

- Find an image outline of desired topic
- place image on page, change object transparency
- lock in place (do this though out to save movement)
- write your poem as text following given criteria
- individually cut words, paste words and rotate word around image (or letters)

extensions:

- add symbols
- change text color
- color and draw

The guitar interrupts the silence  
Pure visions of days lost  
The tranquil audience's created  
The performer shares his voice  
Slowly the listeners sway

T W A N G

# Creating Concrete Poems

## Criteria of Concrete Poem

Must be about a theme/Topic

Takes the shape of the theme

Gives detail and images

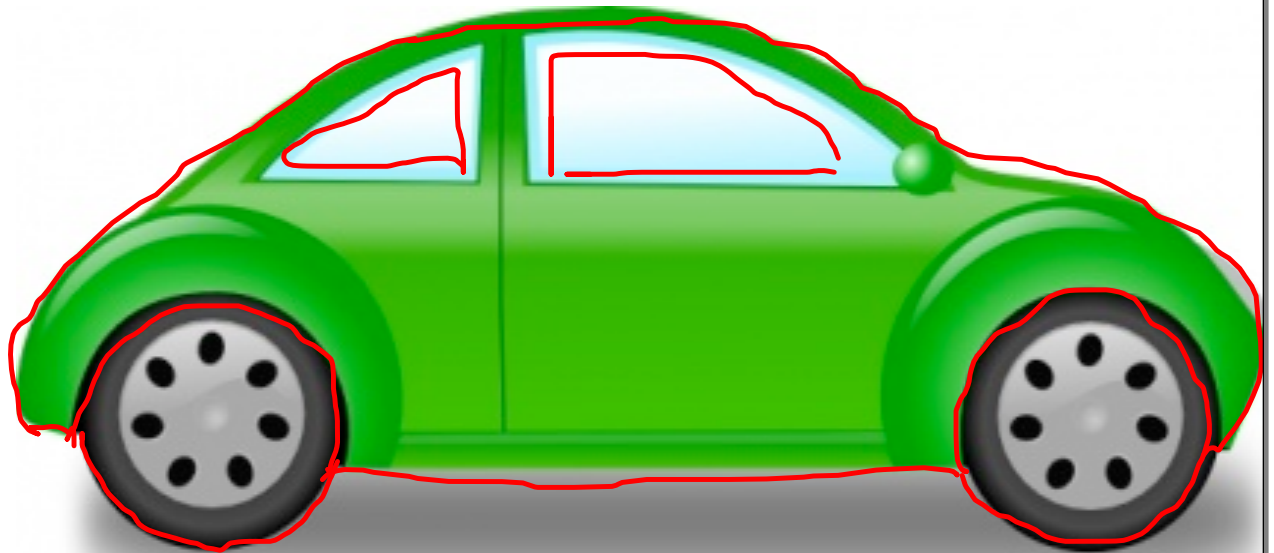
Descriptive language

Uses Poetic devices: alliteration, onomatopias, personification, hyperbole, etc

Evokes emotion


## Quick Scale Grade 6 Writing Poem

Aspect	Not Yet Within Expectations	Meets Expectations)	Fully Meets Expectations	Exceeds Expectations
<b>Meaning</b> - ideas and information - use of detail	<ul style="list-style-type: none"> <li>attempts a poem</li> <li>parts may be repetitive, irrelevant, or copied</li> </ul>	<ul style="list-style-type: none"> <li>creates a complete, predictable poem; often modelled on others' ideas</li> <li>some visual details</li> </ul>	<ul style="list-style-type: none"> <li>creates a complete, straightforward poem</li> <li>supporting details about events, characters, images</li> </ul>	<ul style="list-style-type: none"> <li>creates an original poem; tries to engage the reader</li> <li>effective detail develops events, characters, images</li> </ul>
<b>Style</b> - clarity, variety, impact of language	<ul style="list-style-type: none"> <li>simple, repetitive language; may be mistakes</li> </ul>	<ul style="list-style-type: none"> <li>language is simple and often vague (conversational)</li> </ul>	<ul style="list-style-type: none"> <li>language is clear and varied</li> </ul>	<ul style="list-style-type: none"> <li>language is clear, varied; takes risks to create an impact</li> </ul>
<b>Form</b> - poetic form* - description	<ul style="list-style-type: none"> <li>does not follow "rules" of chosen poetic form</li> <li>little descriptive or figurative language</li> </ul>	<ul style="list-style-type: none"> <li>attempts to follow "rules" of chosen form</li> <li>some descriptive and figurative language if required by teacher</li> </ul>	<ul style="list-style-type: none"> <li>follows most "rules" of the chosen form</li> <li>some descriptive and figurative language; visual detail</li> </ul>	<ul style="list-style-type: none"> <li>follows the "rules" of the chosen form</li> <li>some figurative language and imagery; may show originality</li> </ul>
<b>Conventions</b> - spelling - punctuation - grammar	<ul style="list-style-type: none"> <li>frequent errors interfere with meaning</li> </ul>	<ul style="list-style-type: none"> <li>some noticeable errors</li> </ul>	<ul style="list-style-type: none"> <li>few errors; these do not interfere with meaning</li> </ul>	<ul style="list-style-type: none"> <li>no errors except in challenging language and structures</li> </ul>

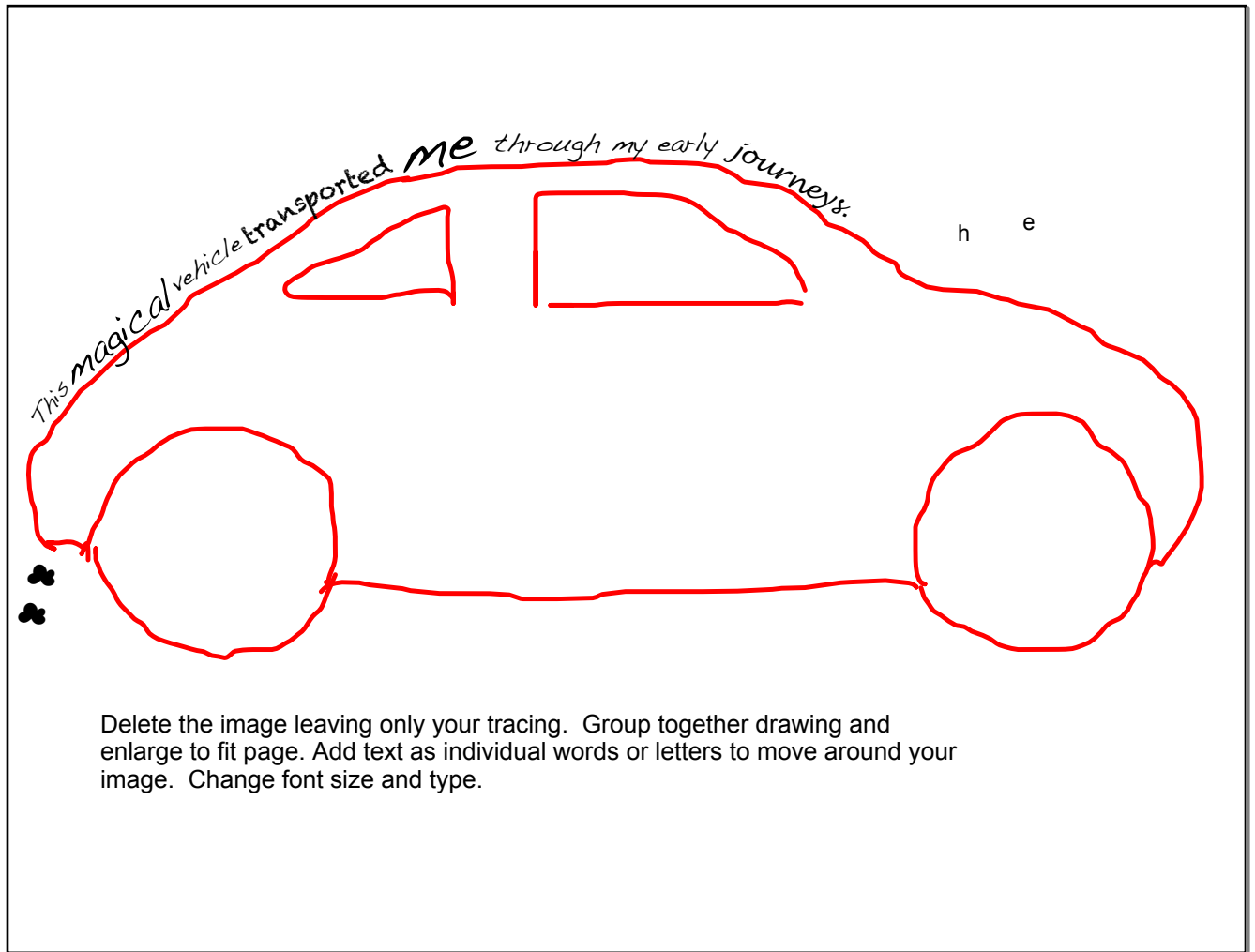


First find an image, and trace the outline

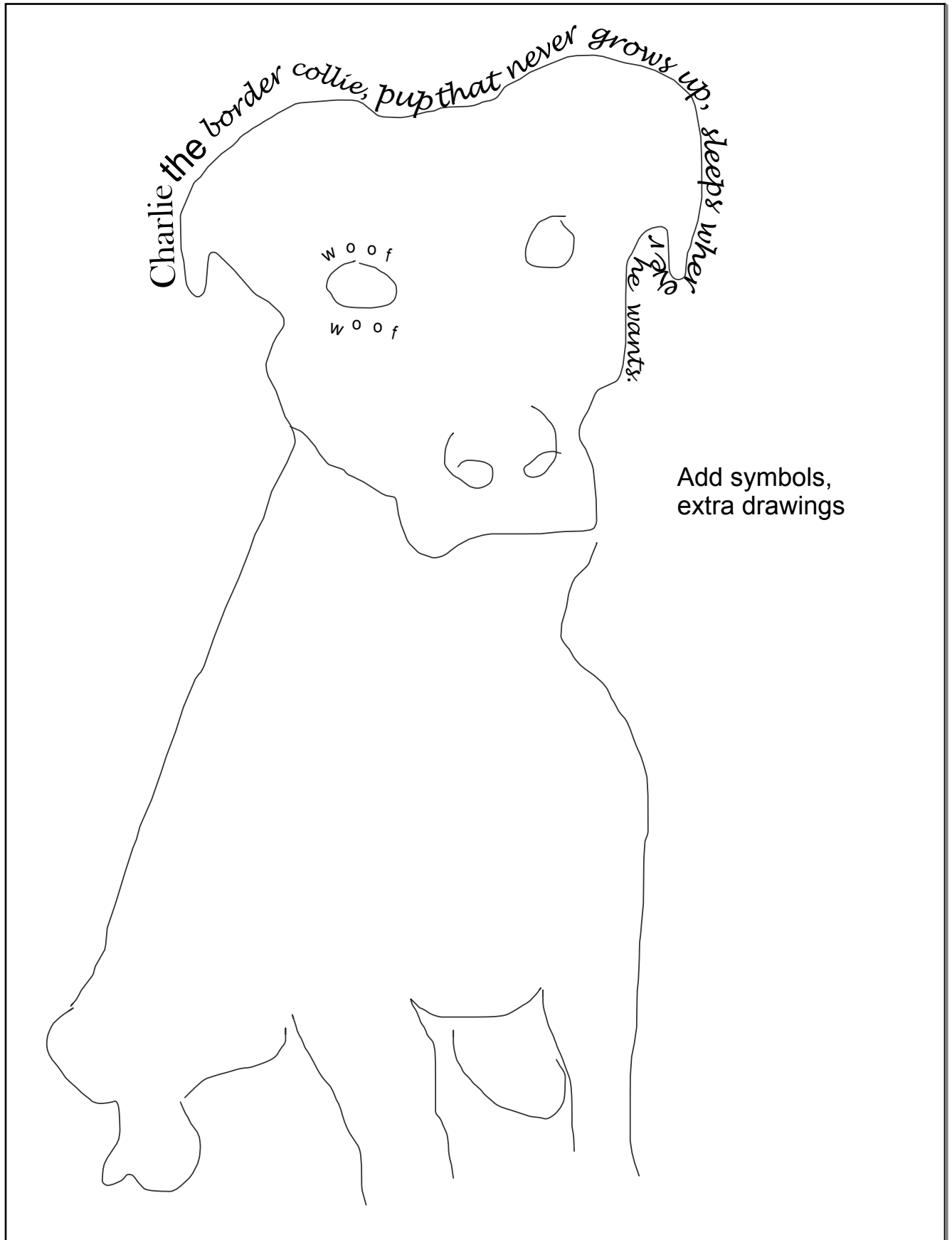
## Creating Concrete Poems




## Creating Concrete Poems



Creating Concrete Poems




# Creating Concrete Poems



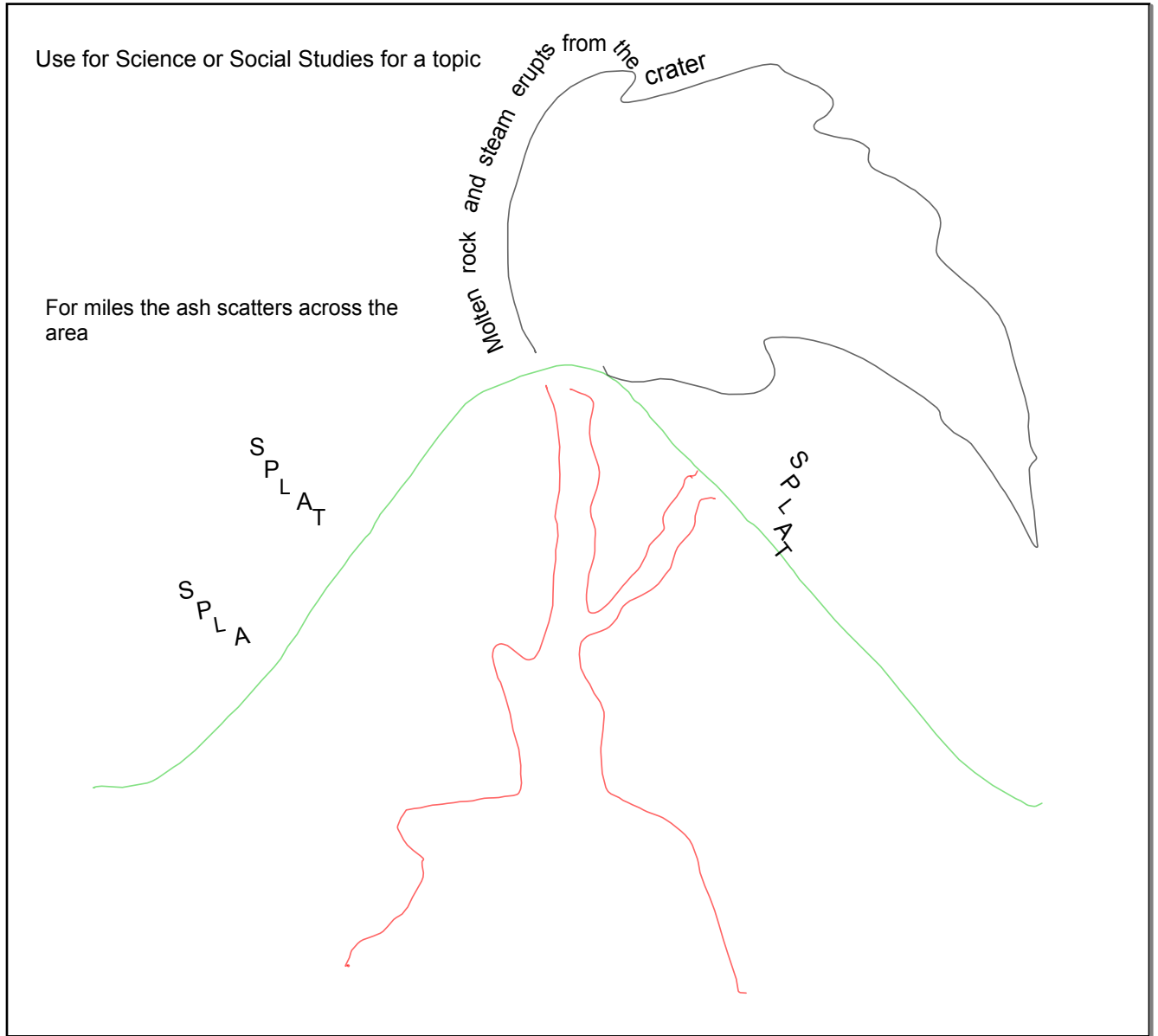


# Creating Concrete Poems



Toni

# Creating Concrete Poems



# Creating Concrete Poems

